

# Prepare for the Future with Acumatica Construction Edition

A Digital Transformation Solution Brief for the Construction Industry

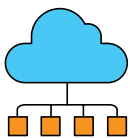
## THE EVOLUTION OF CONSTRUCTION TECHNOLOGIES

The technology available to the construction industry has evolved dramatically, setting a solid foundation for every building process. This technology is crucial to managing construction compliance, projects, and workflows within the organization.

The industry's changing landscape demands construction firms stay current with the latest technology. Growing construction businesses and those using entry-level accounting or legacy construction ERP systems must **modernize their project management and business** processes to remain competitive. Construction firms are hindered by restricted visibility, aging IT applications, and platform limitations. Yet these legacy solutions, along with add-on modules, give them constrained integration with high installation, maintenance, and support costs.

This solution brief provides an overview of ERP software features and how they connect to innovative construction technologies. Learn how Acumatica Construction Edition can help you thrive in the digital age of construction with a future-proof business platform.

## 5 STEPS TO PREPARE FOR CONSTRUCTION'S DIGITAL EVOLUTION



**ERP TECHNOLOGIES**  
Page 2



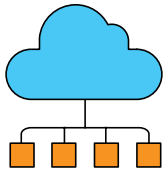
**CONSTRUCTION FEATURES**  
Page 3



**TECHNOLOGY STRATEGY**  
Page 4



**TECHNOLOGY EXECUTION**  
Page 5



## ERP TECHNOLOGIES

# An Introduction to Construction Software

There are several functional categories that are critical to construction firms when considering a modernization project. These categories include platform features, general accounting, business intelligence, inventory management, customer relationship management, and procurement. A modern construction platform will eliminate manual data entry, streamline business processes, connect to modern construction technologies, and improve visibility from anywhere.

“Now we have the capability of tracking change orders and change requests and then also capturing the cost side for budgets within Acumatica, which prior, was all done outside of our ERP and was a nightmare.”

– JOE STINSON, DIRECTOR OF OPERATIONS  
ALPHA INSULATION & WATERPROOFING

[LEARN MORE >](#)

### PLATFORM FEATURES

The cross-discipline functionality in Acumatica makes it the preferred choice for companies needing this kind of agility. A flexible cloud platform with the ability to add unlimited users helps keep costs down while giving users complete mobile access to data.



### ACCOUNTING FEATURES

Multi-company and multi-currency are important for growing construction companies. Acumatica makes it simple to handle global finance and add entities as growth opportunities present themselves. Job costing, change management, certified payroll, and AIA reporting come standard.



### BUSINESS INTELLIGENCE (BI)

Business intelligence should provide a 360-degree view of company and project health. Acumatica's BI and analytics deliver financial insights that help control expenses and save money. Role-based dashboards give construction leaders access to critical reports and make communication with field and office teams fast and straightforward.



### INVENTORY MANAGEMENT

With embedded barcoding and mobile warehouse management, Acumatica empowers shipments directly to the job site. Added inventory features such as kitting, labeling, lot and serial tracking, expiration dates and inventory allocation set Acumatica apart from the competition.



### PROCUREMENT

Procurement features should give project managers the ability to schedule equipment and materials for their jobs. Acumatica has built-in drop shipping capabilities. Users can purchase job site materials and have them sent straight to the job site.



### CRM

Few ERP systems include the ability to quote for specific projects or for sales. Acumatica's embedded CRM allows users to quote both for projects and sales, as well as write full proposals and track events within the system. All stakeholders can access critical customer information regarding RFIs, change orders, and scheduling conflicts to keep projects on time and within budget.





## CONSTRUCTION ERP FEATURES

# Specialized Capabilities

The modern construction industry demands an ERP platform that can manage compliance, field services, project management, job costing, and all construction-specific needs. Acumatica's open architecture gives construction organizations the freedom to continually evolve and grow without disrupting business operations. The low-code and no-code platform lets companies incorporate third-party applications easily.

### COMPLIANCE

Contractors can no longer rely on physical records to prove compliance. Acumatica provides an adaptable platform with Open APIs to tailor system workflows, secure data, and connect disparate applications for ever-changing compliance regulations.



### FIELD SERVICES

The native mobile apps in Acumatica empower remote workers with GPS navigation, voice dictation, and image capture. View equipment details and service history from the field. Start service orders, capture electronic signatures, issue inventory items, capture expense receipts, and complete orders from any device.



### PROJECT MANAGEMENT

Create and track multi-phase projects with Acumatica. Built-in document management enables remote access to submittals, drawing and photo logs, daily field reports, and RFIs from the field or the office. Easily track and record expenses and time worked for employees in the field and report prevailing wages and labor times for federal and union projects with certified payroll functionality.



### ARTIFICIAL INTELLIGENCE (AI/ML)

Artificial Intelligence (AI) and Machine Learning (ML) automate repetitive tasks, saving teams time and increasing workplace productivity. Control cost overruns by automating project commitments and change order processes.



### CAD AND BIM APPLICATIONS

Manage engineering changes for the full product record and engineering disciplines. Reduce the engineering hand-off for shorter design cycles and production times with marketplace CAD and BIM integrations.



### PROJECT COST ACCOUNTING

Gain efficiency with a comprehensive suite of accounting applications, including general ledger, accounts receivable, accounts payable, contract management, asset depreciation, and complete retainage capabilities. With Acumatica's included AIA reporting and billing, projects stay on budget in real-time.



### SYSTEM ACCESS AND MOBILITY

Mobile access streamlines communication between the field and office staff. Acumatica enables supervisors to see job costs and budget data from remote job sites with drilldowns, allowing them to see real-time project changes and profitability. Capture employee time records with prevailing rate documentation for certified and union job sites through the Acumatica mobile app.



### COLLABORATION AND SELF-SERVICE PORTALS

Integrations with critical work tools such as Autodesk, Outlook, Teams, Adobe Document Cloud, and Adobe eSign allow uninterrupted collaboration, document reviews, contract management, and approval processes. Tailor the Acumatica Customer Portal to provide access to accounting and order information.



### CONNECTIVITY AND CUSTOMIZATION

The Acumatica Marketplace is one of the leading communities of independent software vendors with integrated applications for construction management, estimates, proposals, job site time records, HR, equipment, supply logistics and shipping, contract management with eSignature, and more.





## STRATEGY

# Steps to Digital Transformation

It is challenging to modernize your construction business without a comprehensive plan. You have technologies in place today, but are they the right ones to take you to the next level? You have implemented features in your ERP system, but are they set up correctly, and are there other features you could use? Set a solid foundation by researching options, prioritizing activities, and developing a detailed plan.

“With Acumatica Construction, we have access to current data that helps us understand where our business is coming from, how profitable it is, and just where it stands at any point in time.”

– ERIC HUGUNIN, CHIEF OPERATING OFFICER  
PHOENIX RENOVATION AND RESTORATION

[LEARN MORE >](#)

### STEP 1: FOUNDATION

Modernizing your construction business technologies is easier when you build on a modern ERP system. Many contractors use a patchwork of technologies. It will be much more difficult and expensive to modernize if you use basic accounting or older ERP systems with few integration options. Review your current software and identify whether there are any data silos or difficulties with mobility. Are your processes easy to modify and can you limit access to company information?



### STEP 2: RESEARCH

Conduct a thorough business process review to identify what areas can be improved. Create a list of compliance issues and rank each one based on cost and potential benefit. Which modern systems are currently on the market that checks the most boxes?



### STEP 3: PRIORITIZE

Review functional gaps and rank each one based on cost and potential benefit. Look for ways to get more out of your current applications first. Review previous modernization projects and look for ways to improve processes. Consider activities that can be implemented quickly using existing functionality or where you can leverage previous investments in technologies for adjacent innovations.



### STEP 4: DEVELOP A PLAN

Define the desired goal, supporting technologies, and a timeline and implementation process. It is vital to outline expected results clearly. Document the current state as a benchmark to measure your success. Define technologies, integration points with other systems, and contacts for assistance. Develop detailed phases and timeframes to complete each step in the process with a contingency plan if you run into conflicts that prevent the completion of the project.





## EXECUTION

# Entering the Digital Evolution

It is time to execute your new ERP application, bringing you into the digital revolution in the industry. Remember that you do not have to automate everything at one time. Execution covers five phases: preparation, training and adoption, go-live, review, and perfecting the process. Each stage is essential for the successful roll-out of new construction compliance workflows.

### PHASE ONE: PREPARATION

Preparation should start well in advance of your desired go-live date. It should include a review of the project plan with project owners, internal and field staff, users, technology providers, and consultants. The time it takes to prepare will depend on the project's complexity, including the technologies used and the scope of changes to systems and processes.



### PHASE TWO: TRAINING AND ADOPTION

Assure that wikis, manuals, and sandbox environments are available to users to access for review and practice before the go-live date. Schedule live training sessions with all key users before going live. This training should include simulated workflows that closely reflect the day-to-day activities of your organization.



### PHASE THREE: GO-LIVE DAY

Successful go-lives are well-organized. Identify one person as the project lead or a designated lead within every department. The project lead(s) orchestrates each step in the project. Last-minute changes inevitably happen along the way. Carefully document changes and include all pertinent details for future review with the implementation team.

### PHASE FOUR: REVIEW

It will take time for things to settle into place after completing the project. Therefore, give users time to adapt to new processes while collecting data. Review the go-live notes for last-minute changes to the project plan. Identify if there are any follow-up activities to fine-tune the process. Talk to users about new processes and technologies. What do they like? What do they dislike? You will find that users have some of the best ideas if you take the time to ask them.



### PHASE FIVE: PERFECTING THE PROCESS

Application upgrades and other issues impact the original project. Stay current on the latest updates of your ERP software and connected technologies. Set up a sandbox for testing upgrades. more complex projects and consider more advanced technologies down the road.



**Discover Why the Construction Industry Relies on Acumatica for Digital Transformation**

[LEARN MORE >](#)



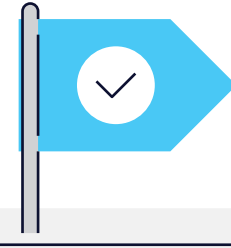
# Digital Transformation with Acumatica Construction Edition

Modernizing your construction technologies is crucial to thriving in today's digital economy. Unfortunately, entry-level business applications and legacy ERP software force many to invest in customizations or complex disconnected hardware, systems, and processes.

Construction businesses need to understand how modern platforms can transform their businesses through modern technologies that improve quality, cut costs, and increase profits.

A disciplined strategy is critical to the success of your digital transformation journey. The approach establishes a solid foundation, provides research, and defines priorities for the modernization plan. A four-phased execution approach ensures implementation success.

Acumatica Construction Edition's robust combination of configurable workflows, global management features, and rapid integration tools make it a unique business platform that will support your business today, tomorrow, and for years to come.



“With Acumatica, we have a single source of truth that’s actionable, which cuts down on errors, cuts down on confusion, and ultimately makes us more profitable.”

– SHEL WAGGENER  
PRESIDENT  
AMERICAN ASPHALT REPAIR  
& RESURFACING



**Acumatica Cloud ERP is a comprehensive business management solution that was born in the cloud and built for more connected, collaborative ways of working. Designed explicitly to enable small and mid-market companies to thrive in today's digital economy, Acumatica's flexible solution, customer-friendly business practices, and industry-specific functionality help growing businesses adapt to fast-moving markets and take control of their future.**

For more information on Acumatica, visit [www.acumatica.com](http://www.acumatica.com) or follow us on [LinkedIn](#).

# THE ANSWER COMPANY

## About The Answer Company

For the past 30 years, The Answer Company ERP consulting group has been transforming businesses with technology.

Team members across the country have worked with over 800 construction and real estate companies seeking to digitize and streamline their operations, gain tighter project controls, and access intelligent, real-time insights across every department.

We work with clients to design business management software to align with business objectives, giving them the power to make informed decisions, enhance productivity and employee satisfaction, and achieve sustainable growth.

With us by their side, clients can build better and stay competitive.

For more info, visit: [www.theanswerco.com](http://www.theanswerco.com)

To speak to one of our experts, contact:

✉ [sales@theanswerco.com](mailto:sales@theanswerco.com)

☎ 1-866-670-6686

Head Office:

502-233 Nelson's Crescent

New Westminster, BC V3L 0E4

Local staff in every major city across Canada

